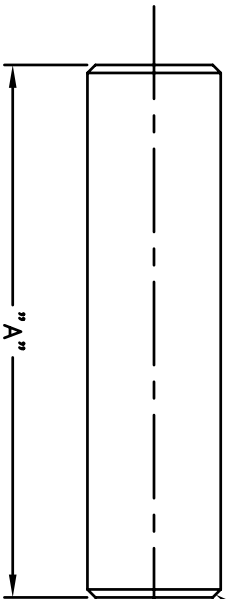
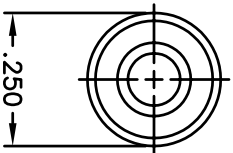


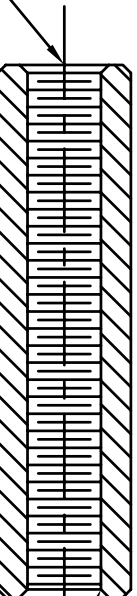
REVISIONS		
SYM	DESCRIPTION	REVISED DATE APPR

PART#	"A"
2370	.250
2371	.375
2372	.500
2373	.750
2374	1.000



.015x45° CHMFR  
BOTH ENDS

4-40 UNC-2B THD



.015x45° COUNTERSINK  
BEFORE TAPPING  
BOTH ENDS

**NOTE:**

- 1.) ALL DIMENSIONS APPLY BEFORE PLATING
- 2.) THDS SHALL BE TO GAUGE FIT (GO: 3A/3B) AFTER PLATING OR OTHER FINISH
- 3.) BREAK ALL SHARP CORNERS AND REMOVE BURRS
- 4.) INSIDE CORNERS TO HAVE R.020 MAX

THIS DRAWING AND THE INFORMATION THEREIN IS THE PROPERTY OF ABBATRON, LLC. ANY REPRODUCTION THEREOF IS PROHIBITED.

MATERIAL: BRASS 360		FINISH: CODE 10		HEAT TREAT: ---	
DIMENSIONAL TOLERANCES UNLESS OTHERWISE SPECIFIED		TITLE: 2370-2374			
XX	XXX	STANDOFF, BRASS			
---	---	1/4" ROUND- 4-40 THD			
---	---	CUSTOMER SALES DRAWING			
FRACTIONS		DRAWN: T. LORD		DATE: 4/4/11	
ANGLES		CHECKED: T. LORD		DATE: 4/4/11	
SCALE		APPROVED: T. LORD		DATE: 4/4/11	
SURFACE FINISH: 125		SIZE: A		DRAWING NUMBER: SD: 2370-2374	
				ISSUE: -	

**ABBATRON**  
Electronic Connectors and Hardware  
13680 S. MOSIERTOWN RD  
MEADVILLE, PA 16335